

FIREPLACE
FIREPLACE XTRORDINAIR

4237 CLEAN FACE DIRECT VENT GAS FIREPLACE





*Cover: Shown with Adjustable Tile Trim Kit, Herringbone Brick Fireback and Lodge Ring Andirons
Above: Shown with Ironworks Trim Kit, Handmade Brick Fireback and Lodge Ring Andirons*

Our version of a Room with a View

We invite you to unwind and relax in front of the warmth and grand charm of our 4237 gas fireplace. The generous viewing area, 42" wide by 37" tall, leads the eyes toward an enchanting fire framed by a spectacular high definition log set. Concealed overhead lighting gently illuminates the interior to perfectly polish the presentation.

The real magic of the 4237 lies within its ability to express the appeal of an open masonry fireplace while embodying the performance and functionality of today's superior gas heating technology. FireplaceX® has created a large clean face design with no hearth, tremendous heating power, and money saving efficiency.

Our Story

FireplaceX®, or Fireplace Xtordinair takes pride in its Pacific Northwest heritage, and for over 35 years we've been heating homes across North America with impeccably crafted fireplaces built in Western Washington. What started as one man, a tiny shop, a dream, and a cup of Starbucks coffee has grown into the largest privately owned hearth manufacturer in North America. If you are visiting the Pacific Northwest we'd love to show you how the most incredible fireplaces in the world are hand-crafted at our factory in Mukilteo, Washington, and plan on staying for lunch.



"I can't decide what my favorite feature is; the huge view, its heat output or how incredibly efficient it is! All I keep saying is WOW!"

Melodie Kauf, 4237 Owner/Fan

Scan this QR Code to watch a video on living with and enjoying the 4237 Clean Face Fireplace.



Unique features found on the 4237 Clean Face Fireplace

- This fireplace is Heater Rated
- 1,554 sq. in. of Ceramic Safety Glass
- 42" W x 37" H viewing area (will vary with Ironworks™ face)
- Unique Film Cooling Technology allows for close mantel clearances
- Highly Detailed 10-piece Western Timber Log Set
- Two overhead Accent Lights
- Dual 130 CFM Fans
- GreenSmart™ Technology with Wall Mounted Remote
- ANSI-approved nearly invisible safety screen over the glass

Performance Specifications

- Heating Capacity: up to 3,000 square feet
- BTU/Hr. Input Range: 32,089 NG, 30,887 LP to 60,000 NG/LP
- Turn Down Rate: 49% LP, 47% NG
- Steady State Efficiency (On High): 67.93% NG, 69.44% LP
- EnerGuide P4 Efficiency: 62.76% NG, 63.87% LP
- AFUE: 63.79% NG, 65.15% LP



Shown with 2" Trim Kit and Black Enamel Fireback

Versatile style options allow you to customize the appearance of your 4237 to complement your home's décor be it rustic, transitional or contemporary. Personalize by first choosing a fireback then finish off your look with an optional Door or Trim Kit. Accent your look even further with the optional Lodge Ring Andiron set.

Fireback Design Choices (required item)



Herringbone Brick



Handmade Brick



Black Enamel



Shown with optional Lodge Ring Handle for Ironworks door.

Trim Kits -

All trims accommodate 1/2" - 1" facing thickness.

Each **Ironworks™** face is hand crafted by in-house blacksmiths through a labor intensive 12 hour forging process. Your face will feature the Vesta® award winning finish in a Hand-Rubbed Bronze Patina. The hand-rubbed process drives layers of rich patina and colors into the metal, creating a unique "living color" which will mature and deepen over time. Your face is an individual custom work of art that bears unique, subtle characteristics from the hands of its creator.

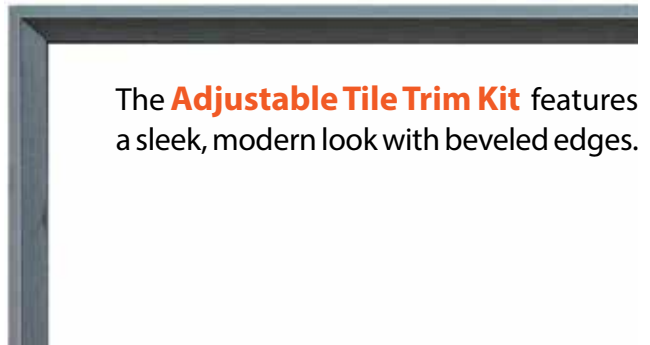
Lodge Ring Andiron Set:

Make your fireplace even more rustic with our classic 18" tall andiron set.

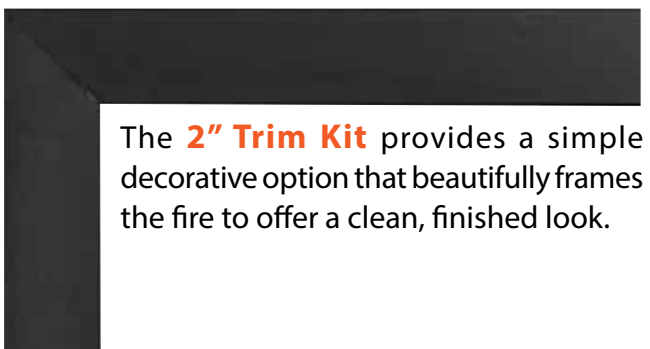


Additional Options:

- Power Heat Duct Kits. Use up to two kits to direct heat to additional rooms up to 20' away.
- Optional Lodge Ring Handle for Ironworks door.



The **Adjustable Tile Trim Kit** features a sleek, modern look with beveled edges.



The **2" Trim Kit** provides a simple decorative option that beautifully frames the fire to offer a clean, finished look.



The **Ironworks™ Trim** is a hand-hammered bronze patina option to add style and color to your fireplace.



Shown with Ironworks Face and Black Enamel Fireback

Real World Warranty

FireplaceX® warrants our products to be free from defects in material and workmanship for a period up to seven years from the date of purchase. All parts, electronics (except light bulbs), and labor are covered for a full two years. Trims and faces are covered for a period of two years. No other manufacturer's warranty can compare.

GreenSmart® Remote Control

Our user-friendly wall mount GreenSmart® remote control allows you to operate every function of your fireplace from the comfort of your favorite chair or mounted on the wall. The super-efficient "Smart" Thermostat mode adjusts your flame height (up, down or off) to use only the amount of fuel necessary to better maintain your temperature setting while allowing you to enjoy the fire longer. An environmentally friendly way to heat your home.

Multi-Function Control

Functions of the Remote:

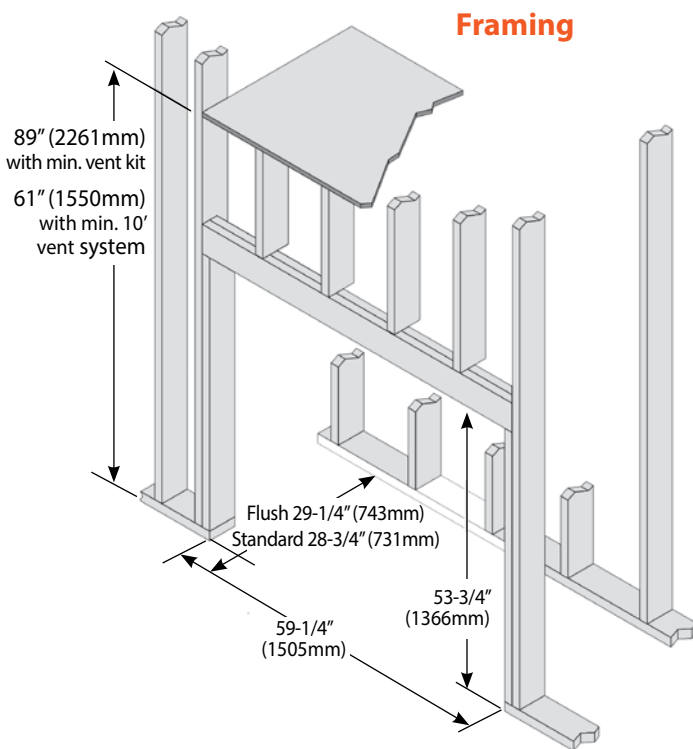
- Thermostat
- Flame Adjustment
- Fan Operation
- Accent Light Adjustment
- GreenSmart® /CPI Pilots



Scan this QR Code to watch a video on how the GreenSmart® remote works.

Installation

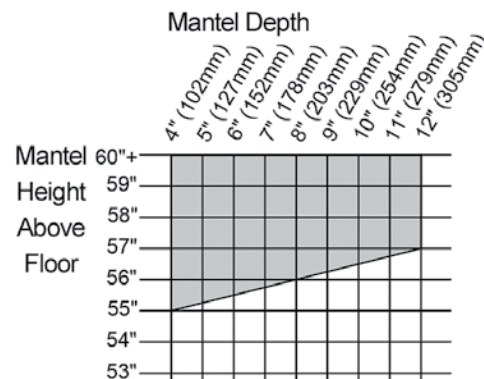
Always refer to the Installation Manual for complete installation information.



Clearances to Combustibles

| | |
|--------------------------|--|
| From Sides of Fireplace: | 5/8" (16mm) |
| To Adjacent Walls: | 0" |
| From Back of Fireplace: | 5/8" (16mm) |
| Bottom of Fireplace: | 0" |
| Combustible | May contact the front 1/2" (13mm) of the fireplace along the top and sides |

Mantle Clearances



FireplaceX produces a wide variety of quality wood and gas hearth appliances.

Find your favorite fire today by visiting:
www.FireplaceX.com