



# Electric Fireplace Inserts

## The Most Sophisticated Electric Fireplace Insert

Infuse your home with the luxury of a Fireplace Xtrordinair Electric Fireplace Insert. With a Fireplace Xtrordinair electric insert you are able to turn your inefficient, open fireplace into a gorgeous addition for your home that provides supplemental heat. Ideal for the tranquility of a bedroom or coziness of a living room, the unique Fireplace Xtrordinair electric insert provides a sleek, clean look with customized design options.

## The Most Stylish Fireplace Insert

Personalize your fireside experience with style selections that suit any look. Several interior and exterior changeable features come with a Fireplace Xtrordinair electric insert. LED light technology is featured in these inserts provides a lifetime of brightness and efficiency.

The stunning fire effect of a Fireplace Xtrordinair electric insert comes from its mesmerizing, unique flame. The richness of the flame effect has a striking presence unlike other inserts and can set the mood for any occasion. Both front and back light effects can be adjusted to different intensity levels by using the remote control.

## Is Also the Most Practical Electric Fireplace Insert.

A Fireplace Xtrordinair electric insert is not only extremely efficient, but easy-to-use and very safe. Installation is easy and simply requires a 110 volt wall outlet. There are no flue and pipe installations or gas line costs. Unlike standard fireplaces, a Fireplace Xtrordinair electric insert does not get so hot that it is "untouchable". These charming inserts are safe for children and pets to be around.

A Fireplace Xtrordinair electric insert is also 100% efficient and very "green" to operate, saving you money. It costs as little as 3 cents an hour to run the insert with flames, and only 8-10 cents an hour to run with flames and heat.

## Offered By the Most Trusted Fireplace Company

We have been in the business of family and fire for more than 34 years, Fireplace Xtrordinair offers the highest quality and largest variety of inserts around. We utilize the finest materials and subject them to vigorous testing standards to ensure that your insert will withstand the tests of time. When you do business with us, you not only get a fireplace but a partner in home heating. Join the Fireplace Xtrordinair family today.



*Use your smart phone or tablet to watch a video of the flame in action.*







*36EI with Standard Black Glass Surround and Platinum Media*

## Easy Operation



This easy-to-use remote control makes operating your Fireplace Xtordinair electric insert simple. The features on this remote allow you to adjust virtually every aspect of your insert, from heat output to several display options. This functional remote makes owning a Fireplace Xtordinair electric insert even more enjoyable and practical.

The ember bed and flame intensity can both be adjusted in five different settings for any level of brightness you would like to achieve. Three heat output options, including an auto mode, are also available on this remote with just the touch of a button. The remote control enables you to enjoy the flame effect with or without the heater turned on.

## Standard Features

- Black Glass Surround
- No Unsightly Heat Vent Grills
- Amazing multi-color LED flame technology
- Adjustable flame intensity - 5 levels front and 5 levels back
- Three-stage heater: 750 Watts low, 1500 Watts high and Thermostat mode.
- Heater operates with or without flame, and the flame effect can be on without the heating on
- Warm up to 400-500 square feet
- Infrared Remote controls both flame and heat settings
- 76" plug-in cord length
- All three colors of translucent Media & Glowing Logset are included
- The power terminal comes with the attached power chord, but offers the flexibility to hard wire the inserts into a receptacle in the fireplace, thereby eliminating the power cord from the hearth



**Black Glass Surround**  
This is a standard feature with every insert.

## Shadowbox Face Options

Each insert comes with the standard Black Glass Surround and has the option of adding three different sleek Shadowbox faces available in a variety of finishes: Midnight Gloss, Silver Frost or Rust Patina.



**Midnight Gloss Face**  
- Powder Coated Finish



**Silver Frost Face**  
- Powder Coated Finish



**Rust Patina Face**  
- Hand Finished Process

## Interior Choices

Four different decorative interiors are included with each insert. They include a glowing logset with glowing embers, and a selection of three translucent colored media in Platinum, Orange and Mixed Glass.



Glowing Logset



Platinum Media



Orange Media



Mixed Glass Media



## 38EI Small Insert



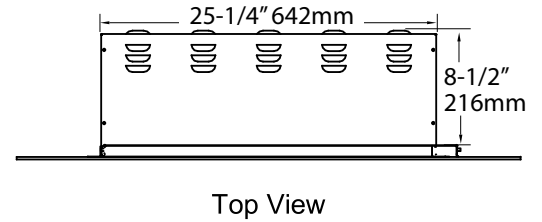
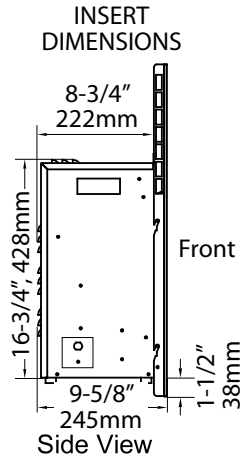
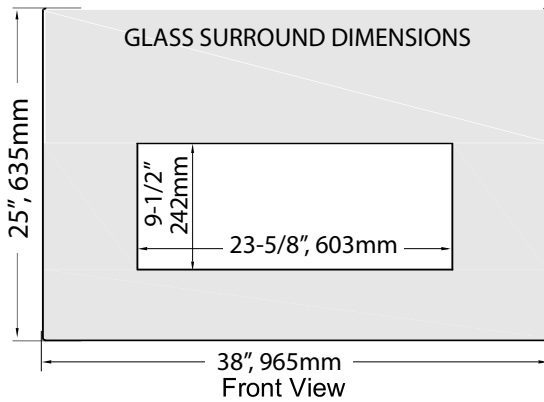
*Small 38EI with Black Glass Surround, Rust Patina Shadowbox Face with mix of Platinum and Orange Media*

This compact insert is perfect for small masonry or metal fireplaces. It is the perfect alternative to expensive gas logs and glass doors. The 38EI is both elegant and sophisticated. This small insert is quick and easy to install and comes with three colors of translucent media and a blazing log. The optional Shadowbox face (pictured above) is available in three colors: Midnight Gloss, Silver Frost, or Rust Patina.

<b>Glass Surround</b>	<b>38" W x 25" H</b>
<b>Fire View</b>	<b>23 5/8" W x 9 1/2" H</b>
<b>Minimum Fireplace Dimensions</b>	<b>25 1/2" W x 17" H x 8 3/4" D</b>

# Electric Insert Dimensions and Specifications

## 38EI Small Insert



<b>Glass Surround</b>	<b>38" W x 25" H</b>
<b>Fire View</b>	<b>23 5/8" W x 9 1/2" H</b>
<b>Minimum Fireplace Dimensions</b>	<b>25 1/2" W x 17" H x 8 3/4" D</b>

NOTE: ALWAYS REFER TO THE PRODUCT OWNER'S MANUAL FOR COMPLETE INSTALLATION INSTRUCTIONS. MANUAL CAN BE FOUND AT [WWW.FIREPLACEX.COM](http://WWW.FIREPLACEX.COM)

## Specifications

<b>Voltage</b>	<b>120 AC</b>
<b>Amps</b>	<b>12.5</b>
<b>Unit Watts</b>	<b>1500</b>
<b>Heating Capacity</b>	<b>400-500 Sq. Ft.</b>

## Insert Wiring Kit Option

The power terminal comes with the attached power chord, but offers the flexibility to use the optional Insert Wiring Kit to hard wire the insert into a receptacle in the fireplace, thereby eliminating the power cord from the hearth. Ask your dealer for details.



See our complete line of fireplaces and inserts at: [www.fireplacex.com](http://www.fireplacex.com)

Photos and illustrations are for descriptive purposes only. We reserve the right to improve or change our products without prior notification. All trademarks belong to Travis Industries, Inc. Consult the Owner's Manual for complete installation requirements.